

HAKKO **FX-600**
SOLDERING IRON

For electronics parts such as ICs



For heavy duty

HAKKO **FX-601**
STAINED GLASS

For large components such as
chassis or transformers

**to watch a Video of
Amazing heat recovery power**

<http://www.hakko.com/english/>

Search



Click!

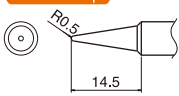
Replacement tips T18 Series (for FX-600)

* Only the cut surface is solder-tinned.

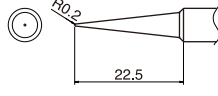
Units: mm

T18-B Shape B

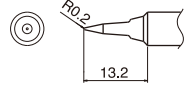
Standard tip



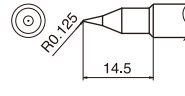
T18-BL Shape BL



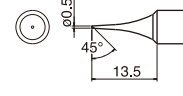
T18-SB Shape SB



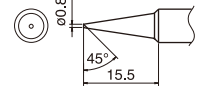
T18-S4 Shape S4



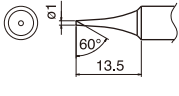
T18-C05 Shape 0.5C



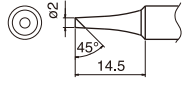
T18-C08 Shape 0.8C



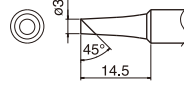
T18-C1/T18-CF1* Shape 1C



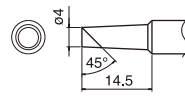
T18-C2/T18-CF2* Shape 2C



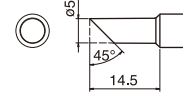
T18-C3/T18-CF3* Shape 3C



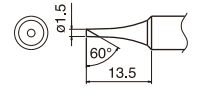
T18-C4 Shape 4C,
T18-CF4* Shape 4C



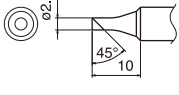
T18-C5 Shape 5C



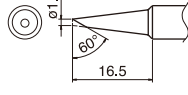
T18-CF15* Shape 1.5C



T18-CSF25* Shape 2.5CS



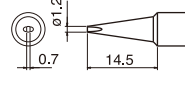
T18-S6 Shape S6



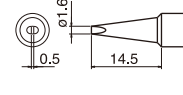
T18-D08 Shape 0.8D



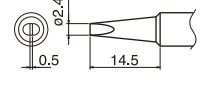
T18-D12 Shape 1.2D



T18-D16 Shape 1.6D



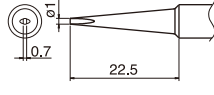
T18-D24 Shape 2.4D



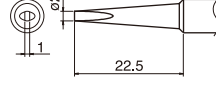
T18-D32 Shape 3.2D



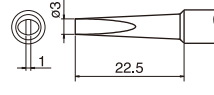
T18-DL12 Shape 1.2DL



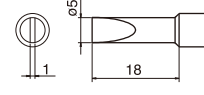
T18-DL2 Shape 2DL



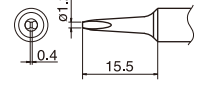
T18-DL32 Shape 3.2DL



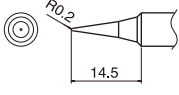
T18-S3 Shape S3



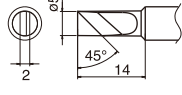
T18-S9 Shape S9



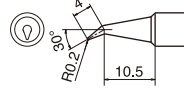
T18-I Shape I



T18-K Shape K



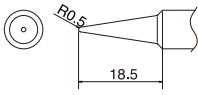
T18-BR02 Shape 0.2BR



Replacement tips T19 Series (for FX-601)

Units: mm

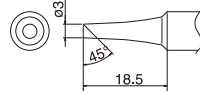
T19-B Shape B



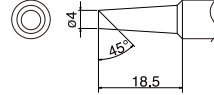
T19-B2 Shape 2B



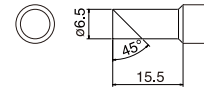
T19-C3 Shape 3C



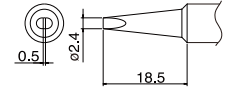
T19-C4 Shape 4C



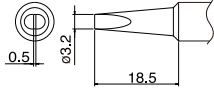
T19-C65 Shape 6.5C



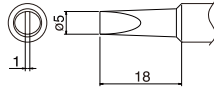
T19-D24 Shape 2.4D



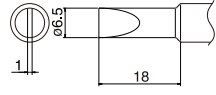
T19-D32 Shape 3.2D



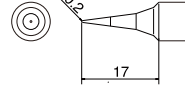
T19-D5 Shape 5D



T19-D65 Shape 6.5D



T19-I Shape I



Replacement Parts

Part No.	Part Name	Specifications
B1785	Nut	For FX-600
B3469	Tip enclosure	
B3720	Tip enclosure with nut	For FX-601
B3694	Knob with screw	For FX-600/FX-601
B3706	Element support pipe	
B3707	Lock key	

Optional Parts

Part No.	Part Name	Specifications
B3730	Nut and Tip enclosure	Required when converting from FX-601 to FX-600
B3720	Tip enclosure with nut	Required when converting from FX-600 to FX-601
633-01	Iron holder (Cleaning wire type)	For FX-600/FX-601
633-02	Iron holder (Cleaning sponge type)	For FX-600/FX-601

Specifications

Model No.	FX-600	FX-601
Power consumption	50 W	47 W
Temperature range	200 to 500 °C	240 to 540 °C
Temperature stability	±1 °C at idle temperature	
Tip to ground resistance	< 2 Ω	
Tip to ground potential	< 2 mV	
Heater	Ceramic heater	
Standard tip	Shape B (T18-B)	Shape 2B (T19-B2)
Total length	233 mm (With Shape B tip)	237 mm (With Shape 2B tip)
Total weight	61 g (With Shape B tip)	68 g (With Shape 2B tip)

* Total length and weight values do not include the cord.

* Tip to ground resistance/potential values apply to a grounded type iron only.

Breakthrough technology

Convert to FX-600 or FX-601 using interchangeable parts!

Reduce costs by converting to either model using interchangeable parts (Tip/Tip enclosure/Nut).